



District Report Card: 2017


State: Himachal Pradesh	District: Solan
Class: 8	Subject: Language
Schools: 50	Students: 1115


Participation/Coverage


Students

<div>GENDER</div> <div></div>	Boys			Girls		
	Number		%	Number		%
	493		44.22	622		55.78

<div>AREA</div> <div></div>	Rural			Urban		
	Number		%	Number		%
	997		89.42	118		10.58

<div>CATEGORY</div> <div></div>	SC		ST		OBC		GEN	
	Number	%	Number	%	Number	%	Number	%
	441	39.55	38	3.41	45	4.04	591	53.00

<div>CWSN</div> <div></div>	LD	VI	HI	S&LD	ID	Oth
	1	2	0	1	4	6

<div>Management</div> <div></div>	Government			Government-aided		
	Number		%	Number		%
	1115		100.00	0		0.00

Average Performance of Students in Language (%)

Overall	Gender		Area		Management		Social Group			
	Male	Female	Rural	Urban	Govt.	Aided	SC	ST	OBC	GEN
62.97	61.70	63.97	63.14	61.47	62.97	0.00	62.54	61.40	69.78	62.87

Performance on Learning Outcomes (LOs)

Learning Outcomes	Description	Average Performance(%)
L813	Read textual/non-textual materials with comprehension and identifies the details, characters, main idea and sequence of ideas and events while reading	62.97

Range of Performance of Students who Answered Correctly							
Below 30%		30% - 50%		50% - 75%		Above 75%	
Number	%	Number	%	Number	%	Number	%
86	7.71	175	15.70	549	49.24	305	27.35

Lowest Performing Learning Outcomes (LOs)

1 - Read textual/non-textual materials with comprehension and identifies the details, characters, main idea and sequence of ideas and events while reading (62.97)